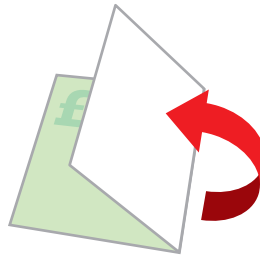




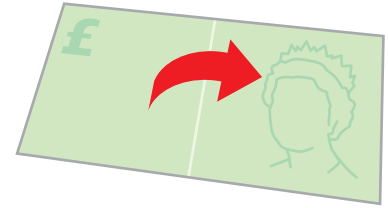
# Money Box



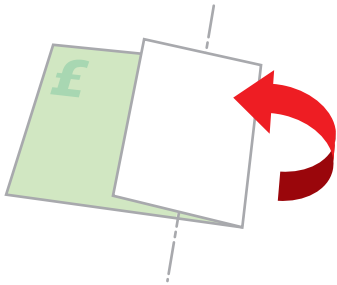
1. Take one small piece of rectangular piece of paper, such as a bank note, bus ticket or till receipt



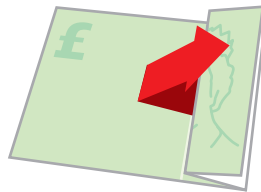
2. Fold in half lengthways



3. Unfold and lay flat



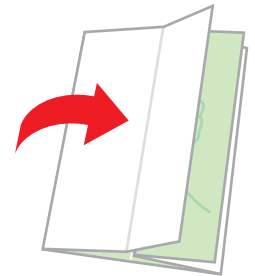
4. Fold two thirds of one side over



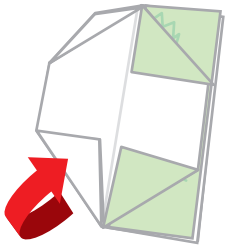
5. Fold that half back so that one side is concertina folded as far as the centre line



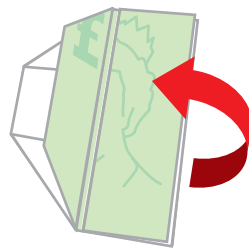
6. Repeat for the other side, so that the concertina folds meet neatly in the middle




7. Fold the top layer of one side over to the other side



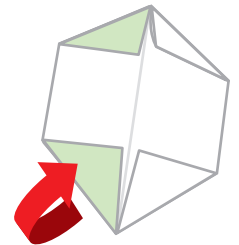
8. Fold each of the corners in of the top layer. On one side this is a single sheet on the other it is a double sheet



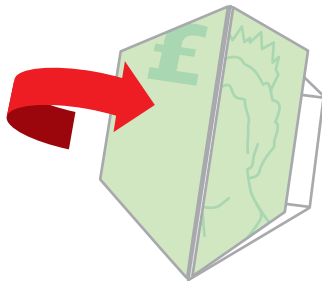
9. Fold back the single layer



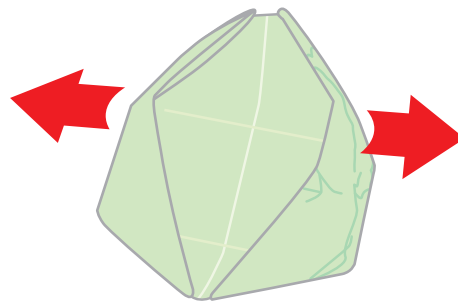
10. Now you have to repeat the whole process for the other side. Fold over the top layer



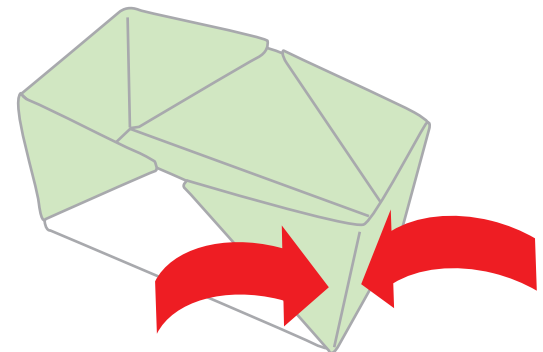
11. Turn the corners over so they neatly meet in the middle



12. Fold back the single layer so that you have a hexagonal piece of paper



13. Pull apart the box so that it opens up



14. Shape the box at the corners by pinching the paper into nice neat creases.